

0.44mm Even Bezel Video Wall with External Power Supply

The 0.44mm Even Bezel Video Wall using LG's leading display technology, creates a truly seamless view with vivid color throughout the assembled large screen. Also, designed with an external power box, it is more optimal for Mission Critical Environment, where continuous, stable and reliable power supply is required for 24 hours.



Seamless Viewing Experience



Power Redundancy Support



Smart Calibration

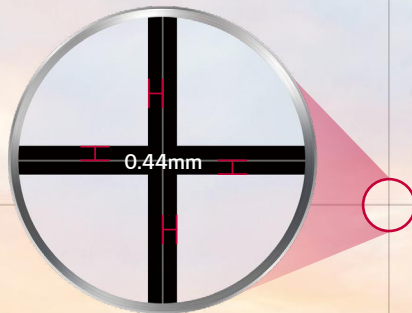


Clear View with Non-glare Panel



Groundbreaking 0.44mm Even Bezel

The unprecedented razor-thin bezel – 0.44mm EVEN BEZEL and 0.88mm BEZEL TO BEZEL – which has been verified by Nemko*, makes content look more actual by depicting a subject without any distortions. Seamlessly assembled on a large video wall screen, the 55SVH7PF-H will provide an even more immersive experience for viewers.




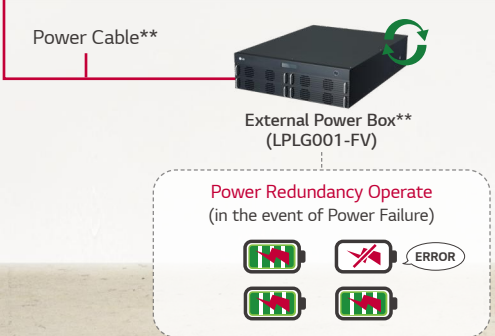
* The 0.44mm even panel bezel and 0.88mm BtB size (borderless type, no metal bezel) have been verified by Nemko, a global institution that tests and certifies electrical equipment.

Power Redundancy Support

The 55SVH7PF-H Series is designed to ensure uninterrupted power supply with external power box (optional), providing users with efficiency and continuousness in operation. The four power modules in the external power box are hot-swappable, and each module is reserved for power redundancy to eliminate downtime and display critical information unceasingly without power failure. Also, this capability enables you to examine power function and exchange power modules easily, increasing management efficiency.

* Power redundancy support is available in 'redundancy on' mode.

** An external power box needs to be purchased separately, and one operates up to 9 signage units in the length of 6 meter and can extend 60 meter with 8 signage units operation.



Smart Calibration

Smart Calibration is a solution that enables error-free calibration by dramatically reducing time and costs compared to existing sensor calibration methods. It analyzes not only the color property differences of each individual display but also those of the connected displays, without the need for any additional manual color adjustments. Because it can be done in a matter of minutes with just the click of a remote control, this process is so simple. In addition, calibration can be set to automatically occur at regular intervals and brightness can be adjusted based on the surrounding environment, always delivering you the optimum image quality.

Sensor Calibration

LG Smart Calibration



Time Consuming



Specialists Needed



Cost Generation



Incomplete Calibration



Time Saving




No Need for Specialists



No Costs




Complete Calibration



Clear View with Non-glare Panel

Viewers can be annoyed by unnecessary light reflection when watching a screen under bright conditions. The 55SVH7PF-H series has resolved such inconveniences by increasing the level of haze to 28%, which enhanced visibility and text readability.



Uniform Color Expression


Poor uniformity around bezel boundaries can produce a dark appearance to corners, which doesn't look good on a large screen. However, the 55SVH7PF-H has enhanced uniformity, including the four corners of the display, to deliver vivid and consistent color throughout the screen.



* Uniformity among 13 points of the screen. Results based on in-house testing. Actual test results may differ depending on environment and measuring equipment.

Higher Viewing Angle

Large screens are usually positioned higher than human-eye level, making uniform picture quality essential for video walls. The viewing angle of the 55SVH7PF-H is superior to that of conventional video walls, allowing it to display vivid colors with no distortion – even in areas that are not suitable for large screens.




Low Viewing Angle
(Conventional)

60°* High Viewing Angle
(LG 55SVH7PF-H)

* Results based on in-house testing. Actual test results may differ depending on environment and measuring equipment.

Image Gap Reduction

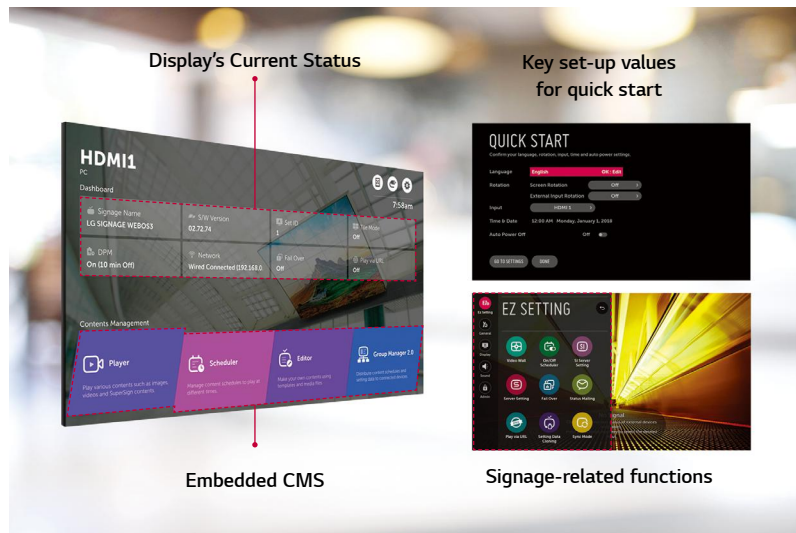
The 55SVH7PF-H includes an image improvement algorithm that can reduce image gaps among tiled displays when playing videos. Objects located on the bezel boundaries are adjusted for a seamless viewing experience.



* The "Conventional" refers to displays which do not include an image improvement algorithm.

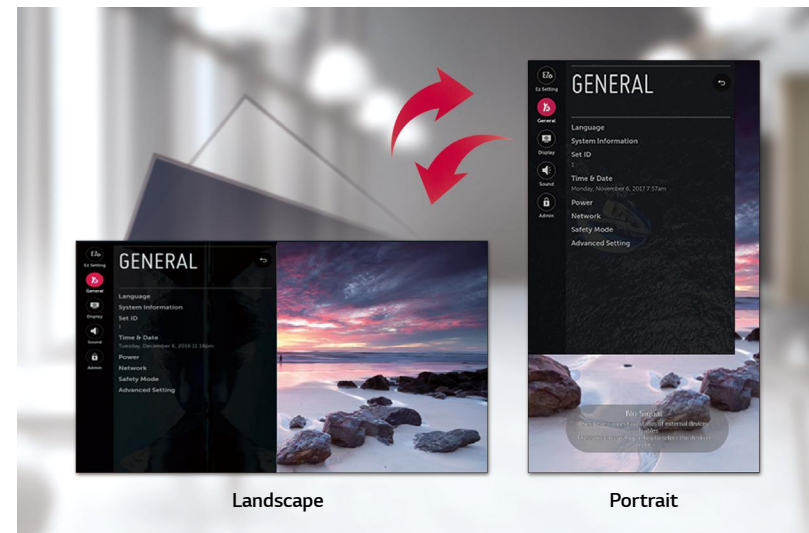
Intuitive Menu Structure

The menu structure has been optimized for commercial use. It simplifies accessibility and groups similar functions together, adopting a more intuitive GUI for ease of use. With this way users can avoid trial-and-error when exploring desired functions and managing displays.



Dedicated GUI For Portrait Orientation

The conventional GUI(Graphic User Interface) was designed based on landscape-oriented consumer TV usage, so OSD(On Screen Display) wasn't well-suited for screens in portrait mode. The OSD of the 55SVH7PF-H, however, consists of a long range menu with bigger font sizes of 9:1 6 ratio, creating a comfortable and efficient business environment.



Real-Time Care Service

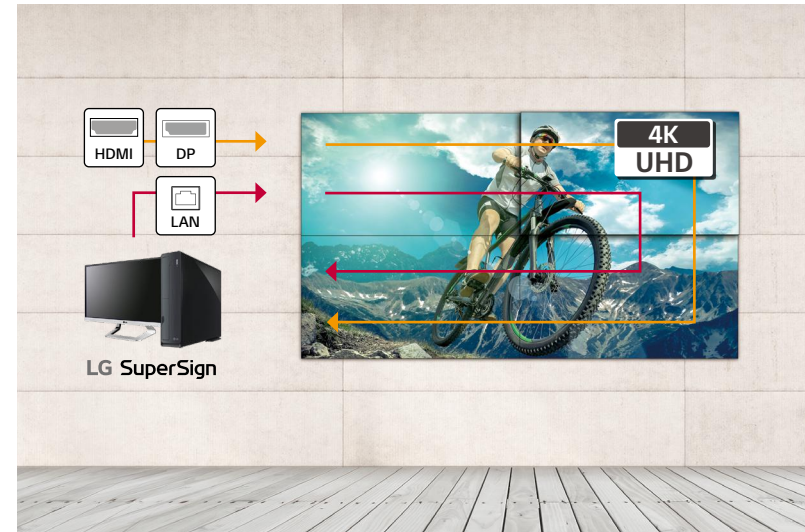
Easier and faster maintenance are available with our optional cloud service solution Signage365Care*. It remotely manages status of displays in client workplaces for fault diagnosis and remote-control services, ensuring the stable operation of a client’s business.



* The availability of "Signage365Care" service can differ by region, so please contact the LG Sales representative in your region for further details.

Daisy Chain Capability

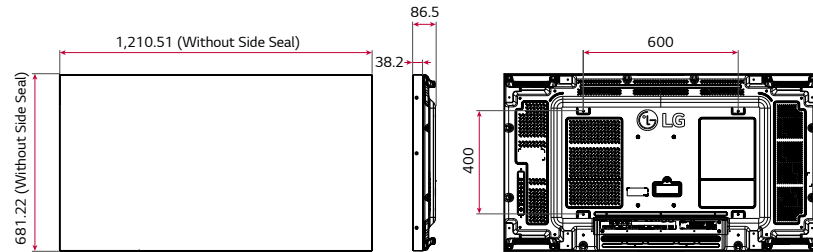
A LAN daisy chain allows you to control and monitor video walls and even update their firmwares at once. Also, through UHD daisy chain using HDMI and DisplayPort, you can easily set up a UHD video wall without the need of DisplayPort MST or Matrox graphics card.



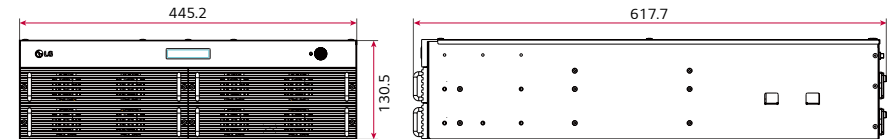
DIMENSION (unit: mm)

0.44mm Even Bezel Video Wall | 55SVH7PF-H

55"

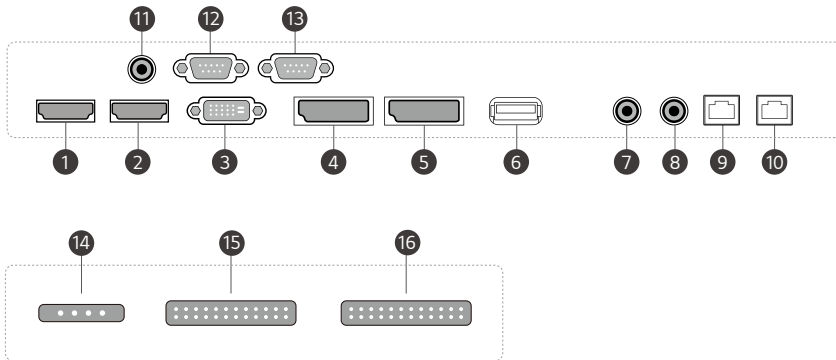


External Power Box (LPLG001-FV)**

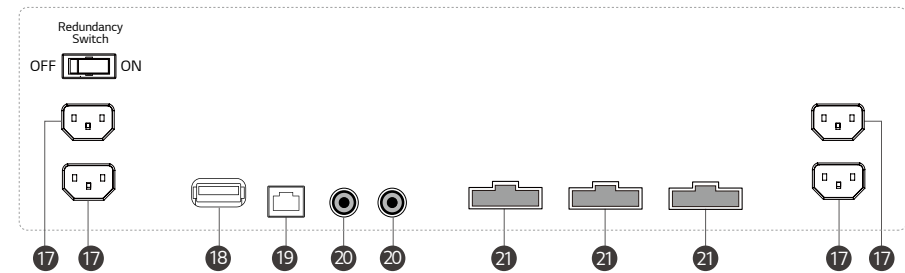


CONNECTIVITY

55"



External Power Box (LPLG001-FV)**



- | | | | | | | |
|-------------|--------------|-------------|-------------|-----------------|------------------|-------------------------------|
| ① HDMI IN 1 | ④ DP IN | ⑦ AUDIO IN | ⑩ LAN OUT | ⑬ RS232C OUT | ⑯ POWER-LOOP OUT | ⑰ LAN IN |
| ② HDMI IN 2 | ⑤ DP OUT | ⑧ AUDIO OUT | ⑪ IR IN | ⑭ POWER IN | ⑱ AC-IN | ⑳ RS232C IN (Phone jack type) |
| ③ DVI-D IN | ⑥ USB 2.0 IN | ⑨ LAN IN | ⑫ RS232C IN | ⑮ POWER-LOOP IN | ⑲ USB 2.0 IN | ㉑ POWER OUT |

* Dimensions & Jack Panels (Read/Side) may differ from the above image, so please contact LG sales team to verify before ordering.
 ** An external power box (LPLG001-FV) needs to be purchased separately.



55SVH7PF-H

Panel	Screen Size	55"	
	Panel Technology	IPS	
	Native Resolution	1,920 × 1,080 (FHD)	
	Brightness (Typ.)	700 nit	
	Contrast Ratio	1,100 : 1	
	Dynamic CR ¹⁾	500,000 : 1	
	Color Gamut	NTSC 72 %	
	Viewing Angle (H × V)	178 × 178	
	Color Depth	1.07 Billion Colors (10bit)	
	Response Time	8 ms (G to G)	
	Surface Treatment	Haze 28 %	
	Operation Hours (Hours / Day)	24 / 7	
	Portrait / Landscape	Yes / Yes	
Connectivity	Input	HDMI (2), DP, DVI-D, Audio, USB 2.0 Type A, Power In, Power Loop In	
	Output	DP, Audio, Power Loop Out	
	External Control	RS232C In / Out, RJ45 (LAN) In / Out, IR In	
Mechanical Specification	Bezel Color	Black	
	Bezel Width	0.44 mm (Even Bezel)	
	Monitor Dimension (W × H × D)	1,210.51 × 681.22 × 86.5 mm	
	Weight (Head)	1.68 kg	
	Handle	Yes	
	VESA™ Standard Mount Interface	600 × 400 mm	
Key Feature	Internal Memory (8 GB), Temperature Sensor, Current Sensor, BLU Sensor, Local Key Operation, webOS 4.0, Embedded CMS (Local Contents Scheduling, Group Manager), USB Plug & Play, Fail Over, Background Image (No Signal Image), Sync Mode (RS-232C Sync, Local Network Sync), Video Tag (2), Play via URL, Rotation (Screen Rotation, External Input Rotation), Gapless Playback, Tile Mode Setting (Max. 15 × 15), Setting Data Cloning, SNMP, ISM Method, Auto Set ID, Status Mailing, Control Manager, Crestron Connected ^{®2)} , Smart Energy Saving, PM Mode, Wake on LAN, HDMI-CEC ³⁾ , SI Server Setting, webRTC, Pro:Idiom, W/B Setting by Grey Scale, Scan Inversion		
Environmental Conditions	Operation Temperature	0 °C to 40 °C	
	Operation Humidity	10 % to 80 %	
Power	Power Supply	No	
	Power Type	External Power Box ⁴⁾	
	Power Consumption	Typ. / Max.	188 W / 240 W
BTU (British Thermal Unit)		641 BTU / Hr (Typ.), 819 BTU / Hr (Max.)	
Certification	Safety	CB / NRTL	
	EMC	FCC Class "A" / CE / KC	
	ErP	No	
Media player Compatibility	OPS Type Compatible	Yes (Piggyback)	
Software Compatibility	SuperSign CMS, SuperSign Control / Control+, SuperSign WB, SuperSign Media Editor, Signage365Care ⁵⁾		
Accessories	Basic	Remote Controller, RS232C Cable, LAN Cable, DP Cable, IR Receiver, Guide Bracket, Screws, Manual, Power Loop Cable	
	Optional	Wall Mount (Landscape : WM-L640V, Portrait : WM-P640V), OPS Kit (KT-OPSF), External Power Box (LPLG001-FV ⁶⁾), Power Cable (6 m, ACC-LAPPC06), Power Cable (60 m, ACC-LAPPC60)	
Special Feature	Smart Calibration	Yes	

¹⁾ The luminosity ratio of Full Black / Full White color on video input condition.

²⁾ Network based control

³⁾ Compatibility may differ by equipment.

⁴⁾ An external power box (LPLG001-FV) needs to be purchased separately.

⁵⁾ The availability can differ by region.

⁶⁾ An external power box includes two 6m power cables, and you can purchase 60m power cables.

* Specifications are subject to change without notice, so please contact LG sales team to verify before ordering.



Download
LG C-Display+
Mobile App
Google Play Store

- www.lg.com/b2b
- www.youtube.com/c/LGECCommercialDisplay
- www.facebook.com/LGInformationDisplay
- www.linkedin.com/company/lginformationdisplay

LG may make changes to specifications and product descriptions without notice.
Copyright © 2020 LG Electronics Inc. All rights reserved. "LG Life's Good" is a registered trademark of LG Corp.
The names of products and brands mentioned here may be the trademarks of their respective owners.

