

Outstanding Visibility with Extreme Brightness

Window Facing Display | XS Series

LG's XS series of window-facing digital signage captivates customers with their bright and vivid image quality. The XS series helps businesses enhance their brand image while making customers' shopping experience more enjoyable.



High Brightness



Slim Bezel



webOS
Smart Platform



Energy Saving



High Brightness

With a great brightness of 4,000 cd/m², XS series clearly delivers contents and attracts public attention, which is the ultimate display for outdoor visibility.



* Except 75XS2E (2,500 cd/m²)

Visible with Polarized Sunglasses

QWP* enables clear visibility even when the viewer is wearing polarized sunglasses.



Slim Bezel

The XS series attracts attention with elegant design, featuring a slim bezel. These displays enhance the visual impact of the played content and the retail store's overall atmosphere.



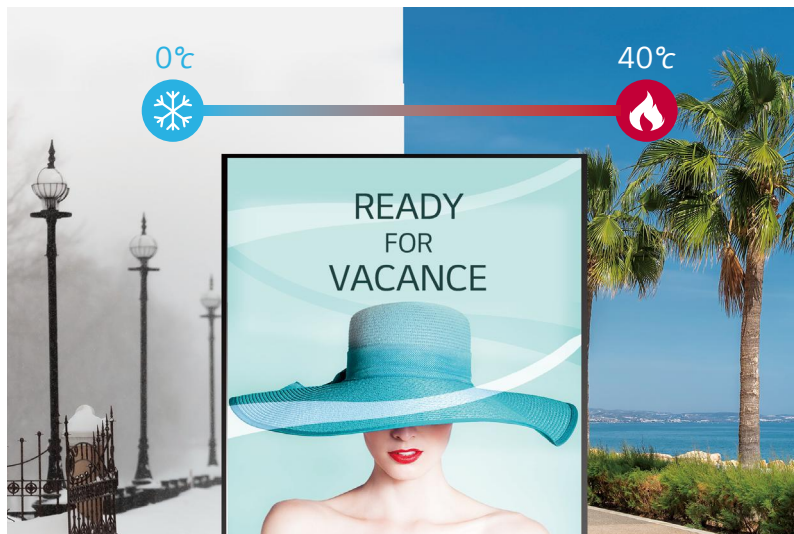
Smart Brightness Control

The screen brightness is automatically adjusted depending on the ambient light. The brightness is increased in light for better visibility, while it is decreased in darkness for efficient power management.



Wide Operating Temperature Range

The panel offers superb reliability in a wide range of operating temperatures.



Conformal Coating

Conformal Coating improves the long-term reliability of the main board and power board, protecting them from dust, iron powder, humidity, etc.



Energy Saving

XS Series offers high energy efficiency, thanks to the M+ panels.



webOS Smart Platform

Quad Core SoC* can execute several tasks at the same time without a separate media player. In addition, webOS 3.0 platform enhances user convenience with intuitive UI and simple app development tools.

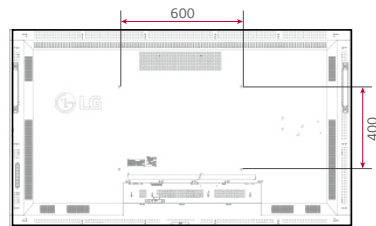
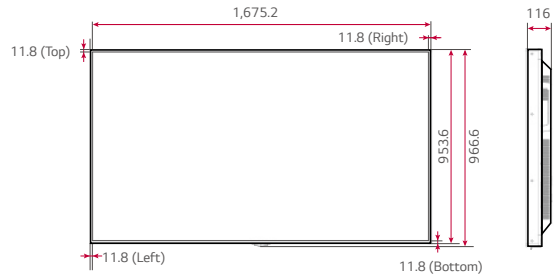


*System-on-Chip

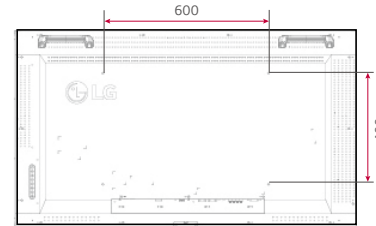
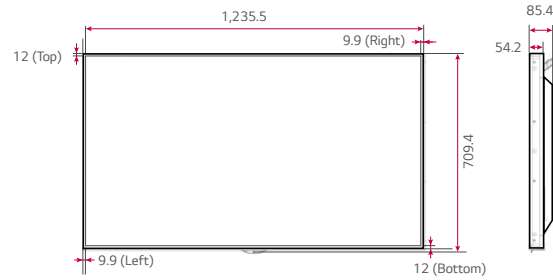
DIMENSION (unit: mm)

Window Facing Display | XS Series

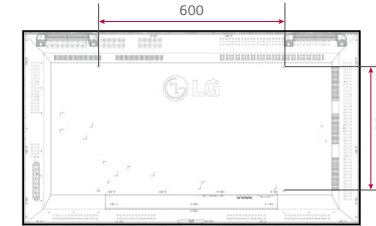
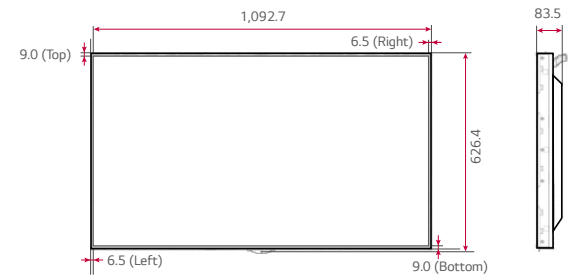
75XS2E



55XS4F

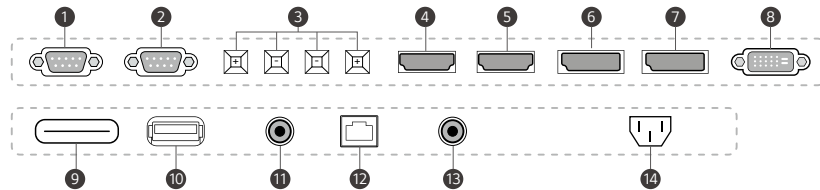


49XS4F



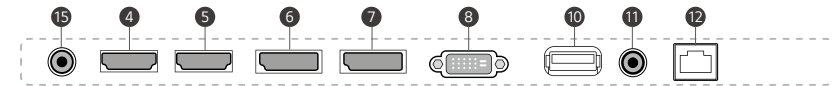
CONNECTIVITY

75XS2E



- 1 RS 232C IN
- 4 HDMI IN 1
- 7 DP OUT
- 10 USB IN
- 13 IR & LIGHT SENSOR
- 2 RS 232C OUT
- 5 HDMI IN 2
- 8 DVI-D IN
- 11 AUDIO IN (PC)
- 14 AC IN
- 3 SPEAKER OUT (8 Ω)
- 6 DP IN
- 9 SD CARD
- 12 LAN

55/49XS4F



SPECIFICATION

XS Series		75XS2E	55XS4F	49XS4F
PANEL	Screen Size	75"	55"	49"
	Panel Technology	IPS, M+ (WRGB)	IPS, M+ (WRGB)	IPS, M+ (WRGB)
	Native Resolution	3,840 × 2,160 (UHD)	1,920 × 1,080 (FHD)	1,920 × 1,080 (FHD)
	Brightness	2,500 nit (Typ.), 2,250 nit (Min.)	4,000 nit (Typ.), 3,200 nit (Min.)	4,000 nit (Typ.), 3,200 nit (Min.)
	Contrast Ratio (Typ.)	1,200 : 1	1,000 : 1	1,300 : 1
	Viewing Angle (H × V)	178 × 178	178 × 178	178 × 178
	Surface Treatment	Haze 3 %, QWP	Haze 3 %, QWP	Haze 3 %, QWP
	Operation Hours	24 Hrs	24 Hrs	24 Hrs
Orientation	Landscape & Portrait	Landscape & Portrait	Landscape & Portrait	
CONNECTIVITY	Input	HDMI (2, HDCP 1.4), DP (HDCP 1.3), DVI-D, Audio, USB 3.0 Type A, SD Card	HDMI (2, HDCP 1.4), DP (HDCP 1.3), DVI-D, Audio, USB 3.0 Type A	HDMI (2, HDCP 1.4), DP (HDCP 1.3), DVI-D, Audio, USB 3.0 Type A
	Output	DP, External Speaker (L/R, 10 W - 10 W)	DP, External Speaker (L/R, 10 W + 10 W)	DP, External Speaker (L/R, 10 W + 10 W)
	External Control	RS232C In (4 Pin Phone Jack) / Out, RJ45 In, IR In	RS232C In (4 Pin Phone Jack) / Out, RJ45 In, IR In	RS232C In (4 Pin Phone Jack) / Out, RJ45 In, IR In
PHYSICAL SPECIFICATION	Bezel Width	11.8 mm (Even)	12.0 mm (T/B), 9.9 mm (L/R)	9 mm (T/B), 6.5 mm (L/R)
	Monitor Dimensions (W × H × D)	1,675.2 × 953.6 × 116 mm	1,235.5 × 709.4 × 85.4 mm	1,092.7 × 626.4 × 83.5 mm
	Weight (Head)	43.0 kg	25.0 kg	20.5 kg
	Packed Weight	52.2 kg	30.2 kg	25.0 kg
	Handle	Yes (2 ea)	Yes (2 ea)	Yes (2 ea)
VESA™ Standard Mount Interface	600 × 400 mm	600 × 400 mm	600 × 400 mm	
SPECIAL FEATURES	Internal Memory (8 GB), Wi-Fi Dongle Ready, Temperature Sensor, Auto Brightness Sensor (55", 49" Only), USB Plug & Play, Embedded CMS (Local Contents Scheduling), Sync Mode (RS-232C Sync, Local Network Sync), Rotation (Screen Rotation, External Input Rotation), Tile Mode Setting (Max. 15 × 15), SNMP, ISM Method, Control Manager, Smart Energy Saving, PM Mode, Wake on LAN, HDMI-CEC ¹⁾			
ENVIRONMENTAL CONDITIONS	Operation Temperature ²⁾	0°C to 40°C	0°C to 40°C	0°C to 40°C
	Operation Humidity	10% to 85%	10% to 80%	10% to 80%
POWER	Power Type	Built-in Power	Built-in Power	Built-in Power
	Power Supply	AC 100 - 240 V -, 50 / 60 Hz	AC 100 - 240 V -, 50 / 60 Hz	AC 100 - 240 V -, 50 / 60 Hz
	Power Consumption	Typ. / Max.	585 W / 600 W	375 W / 400 W
STANDARD (CERTIFICATION)	Safety	CB / NRTL	CB / NRTL	CB / NRTL
	EMC	FCC Class "A" / CE / KC / VCCI	FCC Class "A" / CE / KC / VCCI	FCC Class "A" / CE / KC / VCCI
	ErP	Yes (EU Only)	Yes (EU Only)	Yes (EU Only)
SOFTWARE COMPATIBILITY ³⁾	Content Management Software	SuperSign CMS	SuperSign CMS	SuperSign CMS
	Control and Monitoring Software	SuperSign Control / Control+	SuperSign Control / Control+	SuperSign Control / Control+
ACCESSORIES	Basic	Remote Controller, Power Cord, HDMI Cable, Manual (EIG, IG), IR Receiver (w / Ambient Light Sensor)	Remote Controller, Power Cord, HDMI Cable, Manual (EIG, IG), IR Receiver (w / Ambient Light Sensor)	Remote Controller, Power Cord, HDMI Cable, Manual (EIG, IG), IR Receiver (w / Ambient Light Sensor)
	Optional	Wall Mount (LSW630), Wi-Fi Dongle (AN-WF500)	Landscape Wall Mount (WM-L640V), Portrait Wall Mount (WM-P640V), Wi-Fi Dongle (AN-WF500)	WM-L640V, Wall Mount (WM-L640V), Wi-Fi Dongle (AN-WF500)

¹⁾ Compatibility may differ by equipment.

²⁾ Without direct sunlight or with cooling systems in direct sunlight.

³⁾ Software compatibility may change over time. Please contact your regional LG sales representative for details.

* Specifications are subject to change without notice, so please contact LG sales team to verify before ordering.

