

Incredible Immersion with Ultra-Narrow Bezel

49VL5F

The 49VL5F provides all-encompassing screen immersion thanks to its ultra-narrow 3.5 mm bezel-to-bezel, while its outstanding IPS panel delivers a clear image from any angle. With its extremely attractive and highly functional design, it can be used to deliver advertising and information in a variety of business environments.

Incredible Immersion with Ultra-Narrow Bezel

49VL5F

Achieving Incredible Immersion

Seamless Large Screens with Ultra-Narrow Bezel

The ultra-narrow bezel creates a visually stunning digital wall to effectively deliver dynamic content and immerse the viewers. The large screen it generates is enough to captivate the attention of passersby.



Image Gap Reduction

The 49VL5F includes an image improvement algorithm that can reduce image gaps among tiled displays when playing back videos. Objects located on the bezel boundaries are adjusted for a seamless viewing experience.



* The "Conventional" refers to displays which do not include an image improvement algorithm.

Incredible Immersion with Ultra-Narrow Bezel

49VL5F

Vivid and Dynamic Picture Quality

Higher Viewing Angle

Large screens are usually positioned higher than human-eye level, making uniform picture quality essential for video walls. The viewing angle of the 49VL5F is high enough to display vivid colors throughout the screen with no distortion.



45°* High Viewing Angle

Wider Viewing Angle

It is well known that LG IPS panel technology enables better control of liquid crystals, which in turn allows the screen to be viewed from virtually any angle. Because of this, the 49VL5F captures the attention of and captivates more viewers with lifelike colors, regardless of their viewing position.



* Results based on in-house testing. Actual test results may differ depending on environment and measuring equipment.


Incredible Immersion with Ultra-Narrow Bezel

49VL5F

User Convenience

Easy Color Adjustment

Depending on the content, the color temperature of the display can be easily adjusted in increments of 100K using a remote control.



Simple White Balance Adjustment

In conventional video walls, white balance was adjustable only in “full-white” mode, but the 49VL5F allows you to modify each value of grey scale to achieve more detailed and precise white balance adjustment.



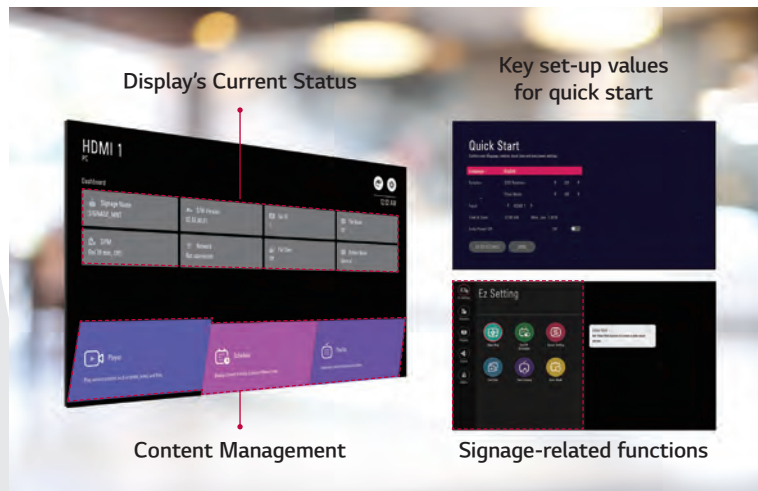
Incredible Immersion with Ultra-Narrow Bezel

49VL5F

User Convenience

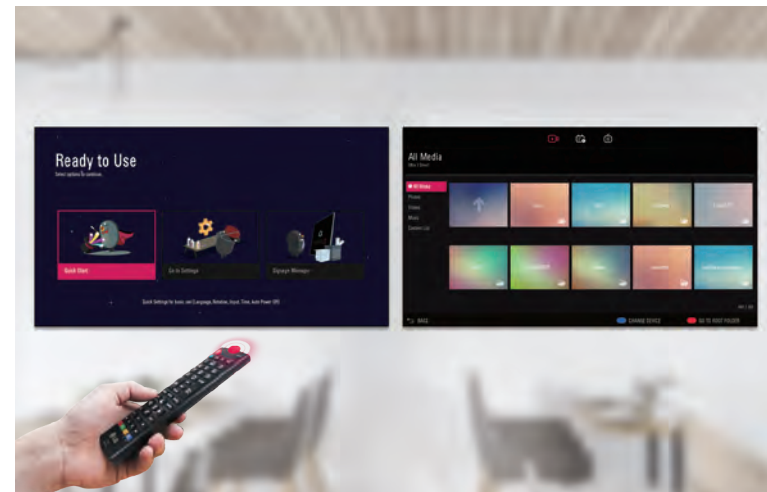
User-Friendly Menu Structure

The menu structure has been optimized for commercial use. It simplifies approach flows and groups similar functions together, adopting a more intuitive GUI for ease of use. This way, users can avoid having to do trial-and-error when exploring desired functions and managing displays.



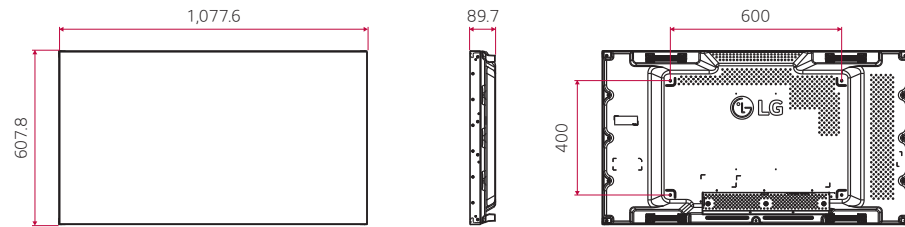
Intuitive GUI

The GUI(Graphic User Interface) is carefully designed with a four-way navigation remote control that lets users easily switch to other settings. Also, it adopts a larger font for better visibility, which is necessary when users want to control displays from relatively far distances.

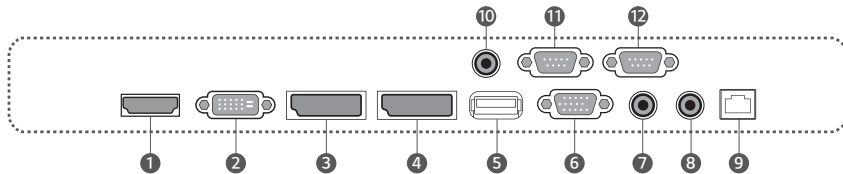


Dimension (unit: mm)

49"



Connectivity



- ① HDMI IN 1 ⑥ RGB IN ⑪ RS232C IN
- ② DVI-D IN ⑦ AUDIO IN ⑫ RS232C OUT
- ③ DP IN ⑧ AUDIO OUT
- ④ DP OUT ⑨ LAN IN
- ⑤ USB 2.0 IN ⑩ IR IN



Specifications

49VL5F

PANEL	Screen Size	49"
	Panel Technology	IPS
	Aspect Ratio	16 : 9
	Native Resolution	1,920 x 1,080 (FHD)
	Brightness (Typ.)	450 cd/m ²
	Contrast Ratio	1,300:1
	Dynamic CR	500,000:1
	Viewing Angle (H x V)	178 x 178
	Color Depth	1.07 Billion
	Response Time	8 ms (G to G)
CONNECTIVITY	Input	HDMI, DP, DVI-D, RGB, Audio, USB 2.0
	Output	DP, Audio
	External Control	RS232C In/out, RJ45 (LAN) In, IR In
	Bezel Color	Black
MECHANICAL SPECIFICATION	Bezel Width	2.3 mm (T/L), 1.2 mm (B/R)
	Monitor Dimension (W x H x D)	1,077.6 x 607.8 x 89.7 mm
	Weight (Head)	17.8 kg
	Carton Dimensions (W x H x D)	1,214 x 778 x 263 mm
	Packed Weight	22.8 kg
	Handle	Yes
KEY FEATURE	VESA™ Standard Mount Interface	600 x 400 mm
	Temperature Sensor, Tile Mode (Up to 15x15), Natural Mode@Tile Mode, ISM Method, DPM Select, Smart Energy Saving, USB Cloning, Easy Brightness Control, Contents Scheduling (USB), Calibration Mode, Sync Mode, PM Mode, HDMI-CEC ¹⁾ , Wake on LAN, OSD Portrait Mode, Fail Over, No Signal Image, OPS Power Control, Scan Inversion (with Pivot Mode)	
ENVIRONMENT CONDITIONS	Operation Temperature	0°C to 40°C
	Operation Humidity	10% to 80%
POWER	Power Supply	100-240V~, 50/60Hz
	Power Type	Built-In Power
	Power Consumption Typ.	90 W
	Power Consumption Max.	110 W
CERTIFICATION	Smart Energy Saving	55 W
	Safety	IEC 60950-1 / EN 60950-1 / UL 60950-1
	EMC	FCC Class "A" / CE / KC
MEDIA PLAYER COMPATIBILITY	ErP / Energy Star	N/A / Yes (Energy Star 7.0)
	OPS Type Compatible	No
SOFTWARE COMPATIBILITY	External Media Player Attachable	Yes (MP500/MP700)
	Content Management Software	SuperSign CMS
ACCESSORIES	Control and Monitoring Software	SuperSign Control/Control+
	Basic	Remote Controller, Power Cord, RS232C Cable, LAN Cable, DP Cable, IR Receiver, Guide Bracket, Screws, Manual
	Optional	Wall Mount (Landscape: WM-L640V, Portrait: WM-P640V)

1) Compatibility may differ by equipment.



Download
LG C-Display+
Mobile App

Google Play Store

- www.lg.com/b2b
- www.youtube.com/c/LGCommercialDisplay
- www.facebook.com/LGInformationDisplay
- www.linkedin.com/company/LGInformationDisplay

LG may make changes to specifications and product descriptions without notice.
 Copyright © 2019 LG Electronics Inc. All rights reserved. "LG Life's Good" is a registered trademark of LG Corp.
 The names of products and brands mentioned here may be the trademarks of their respective owners.

